

School Report Card Lewis & Clark High School



521 W. 4th Ave.
Spokane, WA 99204
(509) 354-7000



Spokane Public Schools
excellence for everyone

Student Performance*

How are we doing helping students achieve their learning goals?



How engaged are our students?



90%

Regular Attendance



24%

High ELA Growth



27%

High Math Growth

Our Teachers & Classrooms

Number of Teachers **55**

Teachers with Advanced Degrees **63%**



15.2
Number of Students per Teacher

10.5
Average Years Experience

1:1 and 2:1 laptop to student ratio in classrooms, thanks to technology bond dollars



Grad Rate



87%

67 percent pursuing post-secondary education

Enrollment*



1,793
students

7 percent English learners

37 percent Qualify for reduced price meals

34 percent Students of color

Perception Survey Climate & Safety

staff	students	families
3.8	3.8	3.4

Mean rating 1-5; District goal of 4.

All data listed is for the 2018-19 school year unless marked with an * to indicate 2019-20.

School Report Card Chase Middle School



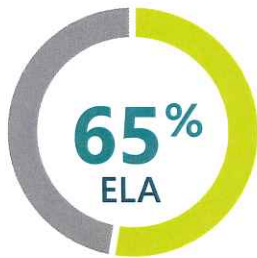
747 E 37th Ave.
Spokane, WA 99223
(509) 354-5000



Spokane Public Schools
excellence for everyone

Student Performance*

How are we doing helping students achieve their learning goals?



How engaged are our students?



Our Teachers & Classrooms

Number of Teachers **55**

Teachers with Advanced Degrees **63%**



15.2
Number of Students per Teacher

10.5
Average Years Experience

1:1 and 2:1 laptop to student ratio in classrooms, thanks to technology bond dollars



Percent Passing All Classes

86



Enrollment*



783
students

4
percent English learners

54
percent Qualify for reduced price meals

34
percent Students of color

Perception Survey Climate & Safety

staff	students	families
3.8	3.8	3.4

Mean rating 1-5; District goal of 4.

All data listed is for the 2018-19 school year unless marked with an * to indicate 2019-20.

School Report Card Wilson Elementary



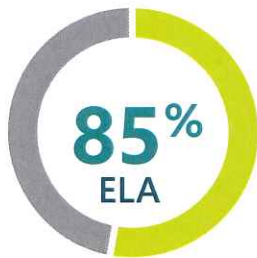
911 W 25th Ave.
Spokane, WA 99203
(509) 354-4500



Spokane Public Schools
excellence for everyone

Student Performance*

How are we doing helping students achieve their learning goals?



How engaged are our students?



Our Teachers & Classrooms

Number of Teachers **55**

Teachers with Advanced Degrees **63%**



15.2
Number of Students per Teacher

10.5
Average Years Experience

1:1 and 2:1 laptop to student ratio in classrooms, thanks to technology bond dollars



Enrollment*



1
percent English learners

19
percent Quality for reduced price meals

21
percent Students of color

Perception Surveys

Mean rating 1-5; District goal of 4.

Learning Strategies



Climate & Safety

students
3.8

staff
3.8

families
3.4

All data listed is for the 2018-19 school year unless marked with an * to indicate 2019-20.